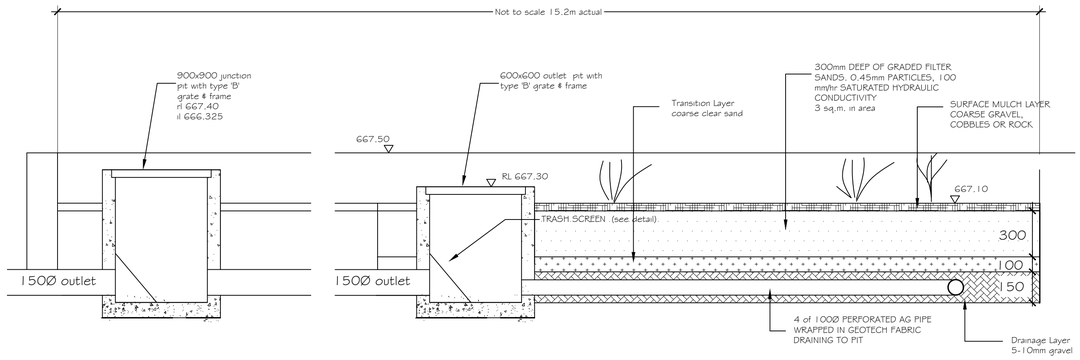

SECTION B-B THROUGH
BIORETENTION BASIN
Not to Scale

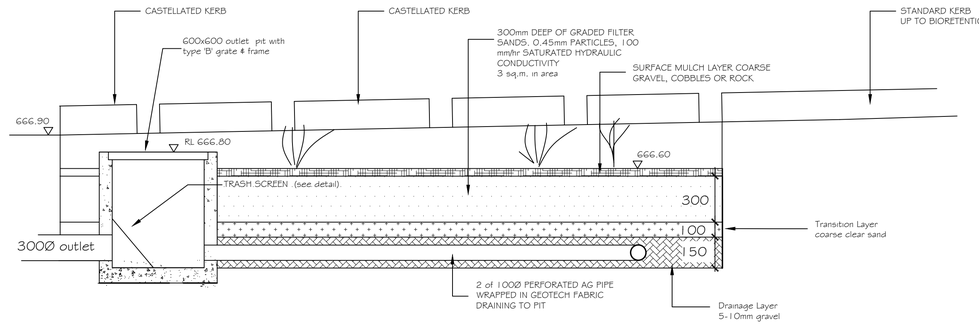

SECTION A-A THROUGH
BIORETENTION BASIN
Not to Scale

GENERAL NOTE
ALL PLUMBING & DRAINAGE SHALL BE UNDERTAKEN IN STRICT ACCORDANCE WITH
a) AS 3500 NATIONAL PLUMBING & DRAINAGE CODE
b) NATIONAL CONSTRUCTION CODE
c) LOCAL GOVERNMENT AUTHORITY
d) RELEVANT AUSTRALIAN STANDARDS
e) NATURAL GAS INSTALLATION SHALL BE IN ACCORDANCE WITH AS 5601–2013
f) IN ACCORDANCE WITH THE REQUIREMENTS OF WATER NSW

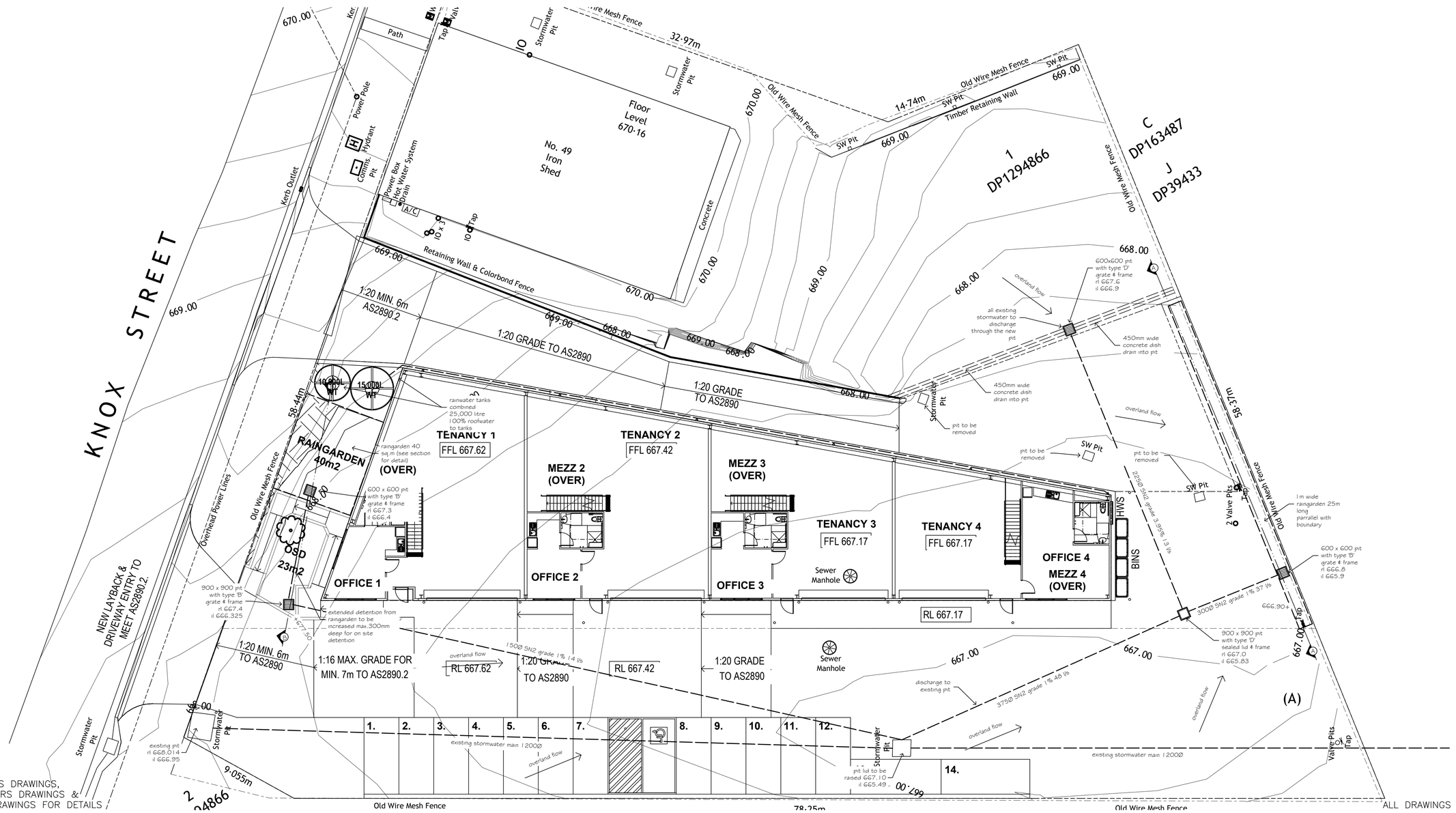

REFER TO ARCHITECTS DRAWINGS, STRUCTURAL ENGINEERS DRAWINGS & OTHER HYDRAULIC DRAWINGS FOR DETAILS

ALL DRAWINGS ARE DIAGRAMMATIC ONLY

ISSUE	AMENDMENT DETAILS	DATE

DQ 20ø	drinking quality water	S	sewer	fhr	fire hose reel
WW 15ø	warm water		stormwater	fh	fire hydrant
H	hot water	TW	trade waste	fb	fire hydrant booster
NG	natural gas	e	electricity	fd	fire damper
FH 100ø	fire hydrant	sub	sub soil	●r	riser
HR 25ø	hose reel	T	telstra	●d	dropper
GM	gas meter	irr	irrigation	dp	downpipe
	water meter	R	roof water harvested	ng	natural gas
				gm	gas meter
				flsp	floor mounted bayonet base
				wbp	wall mounted bayonet base
				ahd	australian height datum
				ppic	polypropylene inspection pit
				oets	aerated waste treatment system

wm	water meter	vp	vent pipe
cw	cold water	bvmf	bidvert vent mica flap
dq	drinking quality water	co	clear out
hw	hot water	io	inspection opening
ww	warm water	g	gully
hc	hose cock	bs	boundary shaft
sv	stop valve	fw	floor waste
gv	gate valve	td	tundish
bv	ball valve – fullway	bfw	basket floor waste
nrv	non return valve	dfw	dry floor waste
u	union	hwu	hot water unit
bu	bushbosh	p	pump
abr	blower	①	thermometer
t	laundry tub		
wc	toilet		
ur	urinal		
tm	tempering valve		
tmv	thermostatic mixing valve		

THIS DRAWING IS FOR GUIDANCE ONLY. ALL FINAL DETAILS MUST MEET SITE CONDITIONS RELEVANT AUTHORITIES & APPLICABLE AUSTRALIAN & LOCAL CODES.

CONTRACTORS MUST VERIFY ALL LEVELS & DIMENSIONS ON THE JOB BEFORE COMMENCING ANY WORK OR MAKING SHOP DRAWINGS.

FIGURED DIMENSIONS ARE TO BE USED. SCALED DIMENSIONS ARE TO BE VERIFIED.

THIS DRAWING SHALL BE READ IN CONJUNCTION WITH THE HYDRAULIC SERVICES SPECIFICATION.

THIS DRAWING IS COPYRIGHT TO ADAMS & ASSOCIATES – HYDRAULICS & MAY NOT BE USED OR REPRODUCED IN ANY WAY WITHOUT OUR PRIOR WRITTEN PERMISSION.

Thompson Dell
Knox St

Site Hydraulics
* Stormwater Management Concept Plan

Adams & Associates – Hydraulics
hydraulic services consultants

Z Direction Pty Ltd
PO Box 2094
Malua Bay NSW 2536

Ph 0414 873 354

ACN 101 185 531
ABN 49 101 185 531
email: rob@adamshydraulics.com.au

DRAWING NUMBER 01–36207	ISSUE A
SCALE 1 : 150 / as per detail	
DATE 28–2–2025	PROJECT NUMBER
SIGNED FOR & ON BEHALF OF ADAMS & ASSOCIATES – HYDRAULICS	